









Original		Replacement		Original		Replacement	
	POWER		Power		PIC MODE		Shift + Format
	SOURCE		AV		TEXT		Text
	EXIT		Exit		TV / RADIO		TV/R
	MENU		Menu		OK		Ok
	AUDIO		Dual		UP / CH+		Up
	1		1		DOWN / CH-		Down
	2		2		RIGHT		Right
	3		3		LEFT		Left
	4		4		PAGE UP		Ch +
	5		5		PAGE DOWN		Ch -
	6		6		VOL+		Vol +
	7		7		VOL-		Vol -
	8		8		SLEEP		Sleep
	9		9		SUB.		Subt
	0		0		RECALL		Back
	FAV		Pre Ch		RED		Red
	MUTE		Mute		GREEN		Green





Original		Replacement		Original		Replacement	
	YELLOW		Yellow				
	BLUE		Blue				
	STOP		Stop				
	PAUSE		Pause				
	REC		Rec				
	REW		<<				
	PLAY		Play				
	FWD		>>				
	SAT		Smart				
	EPG		Guide				
	HELP		D. Menu				
	V. FORMAT		Format				
	INFO		Info				
	T / S		List				
	POS.		Media				

