Original		Replacement		Original		Replacement	
POWER OFF EzSet ON	Off	SHIFT +	Shift + Power	NIGHT	Night	PROGRAM TV/RADIO	TV/Radio /
POWER EzSet ON	On		Power	M-ROOM	M-Room	SIZE ZOOM	Zoom / Size
	Mute	DIMMER MUTE	Mute / Dimmer	VOL	Vol -	VOL –	Vol -
AVR	AVR	LIST SMART	Smart / List	CH	CH.	ANGLE INFO	Info / Angle
DVD	DVD	SHIFT + DVD 2	Shift + 2		Up		Up
CD	CD	SHIFT + CD-STB 3	Shift + 3	MENU SPKR	SPKR/Menu	HOME MENU	Menu / Home
TAPE	Tape	SHIFT + TAPE 5	Shift + 5		Left		Left
VCR VID1	VID1/VCR	SHIFT + VIDEO 4	Shift + 4	SET	Set	OK	OK
TV VID2	VID2/TV	SHIFT + TV 1	Shift + 1		Right		Right
CBL/SAT VID3	VID3/CBL/SAT	SHIFT + HDMI-SAT 0	Shift + 0	DIGITAL	Digital	TOP MENU D.MENU	D.Menu / Top
VID4	VID4	SHIFT + AUX-HDD 7	Shift + 7		Down		Down
AM/FM	AM/FM	SHIFT + TUNER 6	Shift + 6	DELAY NORMAL	Delay/Normal	OPT-TOOLS SETUP	Setup / OPT /
6CH	6 CH	SHIFT + USB 8	Shift + 8	1	1	TV 1	1
SLEEP PR	Sleep	TIMER SLEEP	Sleep / Timer	2	2	DVD 2	2
TEST	Test	GOTO TEXT	Text / Goto	3	3	CD-STB 3	3
VOL	Vol +	+ VOL	Vol +	4	4	VIDEO 4	4
PR SURR	Surr.	SURROUND	Eject / Surround	5	5	TAPE 5	5

Original		Replacement	
6	6	TUNER 6	6
7	7	AUX - HDD 7	7
8	8	USB 8	8
TUN-M	Tun- M	NETFLIX SEARCH	Red / Netflix / Search
9	9	BLUETOOTH 9	9
0	0	HDMI - SAT 0	0
MEM	Mem	APP REPEAT	Green / APP / Repeat
TUNING ▲	Tuning ▲	TUNE+ ▶▶	>> / Tune+
DIRECT	Direct	RETURN BACK	Back / Return
CLEAR	Clear	CLEAR EXIT CANCEL	Exit / Cancel / Clear
PRESET ▲	Preset ▲	PRESET+ ▶▶I	>>I / Preset+
TUNING ▼	Tuning▼	TUNE- ◀◀	<< / Tune-
OSD	OSD	MEDIA DISPLAY	Display / Media
RDS	RDS	RDS AV INPUT	AV / Input / RDS
PRESET ▼	Preset ▼	PRESET- I◀◀	I << / Preset-
<< DVD	<< DVD	SHIFT + TUNE- ◀◀	Shift + << /
Play DVD	Play DVD	SHIFT + SLOW ▶	Shift + Play / Slow

Original		Replacement	
>> DVD	>> DVD	SHIFT + TUNE+ ▶▶	Shift + >> /
Stop DVD	Stop DVD	SHIFT + HOLD ■	Shift + Stop /
Pause DVD	Pause DVD	SHIFT + STEP - FREEZE ❚❚	Shift + Pause / Step /
DWN SKIP	I <</ Skip Down	SHIFT + PRESET- I◀◀	Shift + I << / Preset-
UP SKIP	Skip Up/ >>I	SHIFT + PRESET+ ▶▶I	Shift + >>I / Preset+

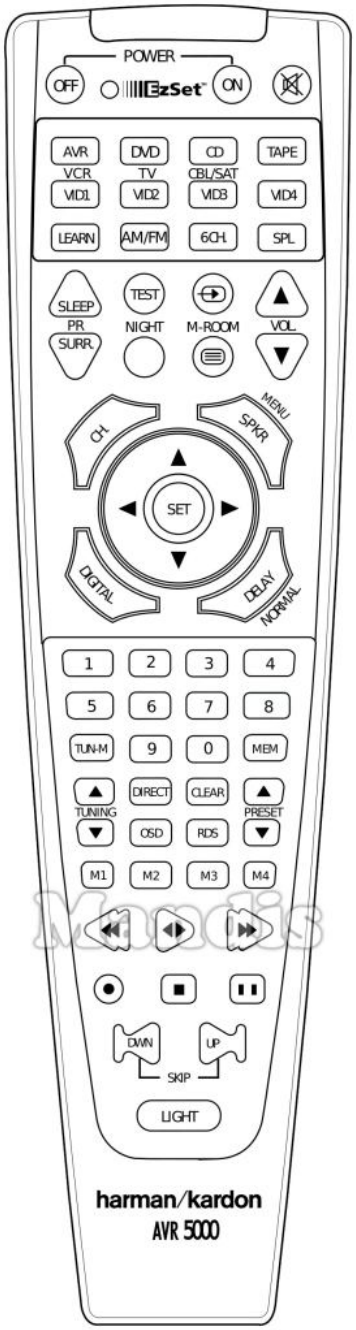

Original	Replacement	Original	Replacement
Power Off	SHIFT + Power	3	3
Power On	Power	4	4
Vol +	Vol +	5	5
Night	TV/ Radio /	6	6
[≡] / M-Room	Zoom / Size	7	7
Vol -	Vol -	8	8
CH.	Info / Angle	Tun-M	Red / Netflix / Search
Up	Up	9	9
SPKR/ Menu	Menu / Home	0	0
Left	Left	Mem	Green / APP / Repeat
Set	OK	Direct	Back / Return
Right	Right	Clear	Exit / Cancel / Clear
Digital / Exit	D. Menu / Top	Preset ▲	SHIFT + >>I / Preset+
Down	Down	RDS	AV / Input / RDS
Delay/ Normal	Setup / OPT /	Preset ▼	SHIFT + I<< / Preset-
1	1	<<	<< / Tune-
2	2	Play	Play / Slow

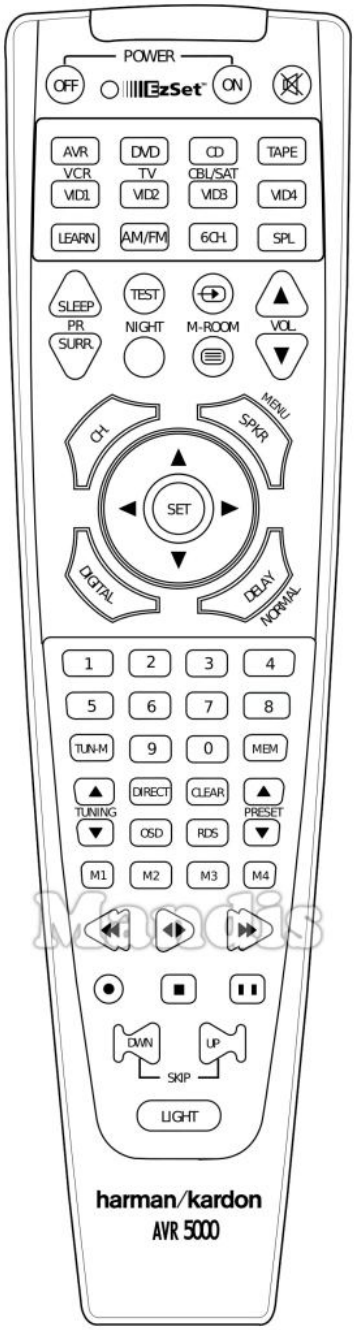

Original		Replacement		Original		Replacement	
	>>	TUNE+	>> / Tune+				
	Stop	HOLD	Stop / Hold				
	Pause	STEP-FREEZE	Pause / Step / Freeze				
DWN SKIP	I <<	PRESET-	I << / Preset-				
UP SKIP	>>I	PRESET+	>>I / Preset+				

Original		Replacement	
POWER EzSet ON	Power On		Power
POWER OFF EzSet	Power Off	SHIFT +	Shift + Power
VOL	Vol -	VOL –	Vol -
VOL	Vol +	+ VOL	Vol +
MENU SPKR	SPKR/ Menu	HOME MENU	Menu / Home
1	1	TV 1	1
DELAY NORMAL	Delay/ Normal	OPT-TOOLS SETUP	Setup / OPT /
2	2	DVD 2	2
3	3	CD - STB 3	3
4	4	VIDEO 4	4
5	5	TAPE 5	5
6	6	TUNER 6	6
7	7	AUX - HDD 7	7
8	8	USB 8	8
9	9	BLUETOOTH 9	9
0	0	HDMI - SAT 0	0
TUN-M	Tun- M	NETFLIX SEARCH	Red / Netflix / Search

Original		Replacement	
MEM	Mem	APP REPEAT	Green / APP / Repeat
RDS	RDS	RDS AV INPUT	AV / Input / RDS
>>	>>	TUNE+ >>	>> / Tune+
<<	<<	TUNE- <<	<< / Tune-
Play	Play	SLOW ▶	Play / Slow
Stop	Stop	HOLD ■	Stop / Hold
DIRECT	Direct	RETURN BACK	Back / Return
Pause	Pause	STEP - FREEZE II	Pause / Step / Freeze
DIRECT ▲	Preset ▲	+ CH PAGE	CH+ / Page+
UP SKIP	>>I	PRESET+ >>I	>>I / Preset +
DWN SKIP	I <<	PRESET- I <<	I << / Preset -
POWER EzSet ON	Power (On / Off)	DIMMER MUTE	Mute / Dimmer
SLEEP PR	PR+ VCR	SHIFT + + CH PAGE	Shift + CH+ /
PR SURR	PR- VCR	SHIFT + CH PAGE –	Shift + CH- /
VOL	Vol - VCR	SHIFT + VOL –	Shift + Vol -
VOL	Vol + VCR	SHIFT + + VOL	Shift + Vol +
1	1 VCR	SHIFT + TV 1	Shift + 1

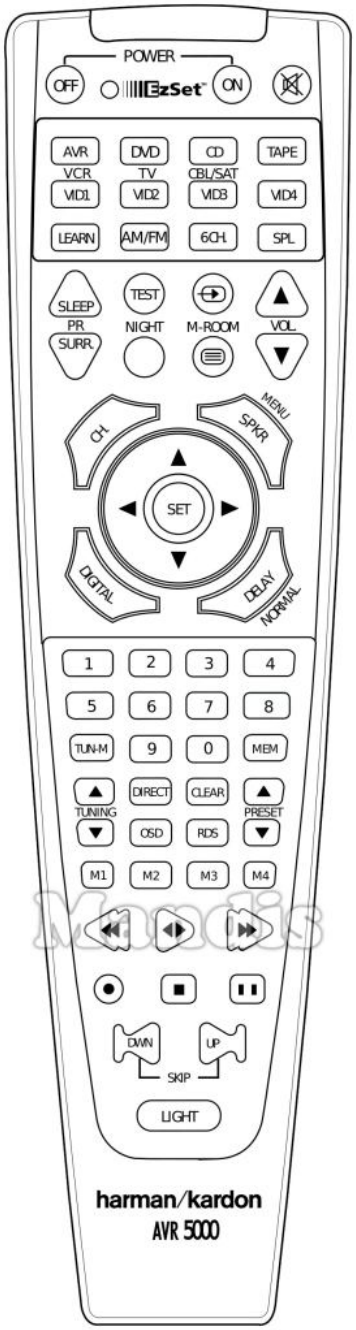

Original		Replacement	Original	Replacement
2	2 VCR	SHIFT + DVD 2		
3	3 VCR	SHIFT + CD - STB 3		
4	4 VCR	SHIFT + VIDEO 4		
5	5 VCR	SHIFT + TAPE 5		
6	6 VCR	SHIFT + TUNER 6		
7	7 VCR	SHIFT + AUX - HDD 7		
8	8 VCR	SHIFT + USB 8		
9	9 VCR	SHIFT + BLUETOOTH 9		
0	0 VCR	SHIFT + HDMI - SAT 0		
CLEAR	Clear VCR	SHIFT + CLEAR EXIT CANCEL		
◀▶	Play VCR	SHIFT + SLOW ▶		
■	Stop VCR	SHIFT + HOLD ■		
●	Rec VCR	SHIFT + REC MODE ●		
▶▶	>> VCR	SHIFT + TUNE+ ▶▶		
◀◀	<< VCR	SHIFT + TUNE- ◀◀		

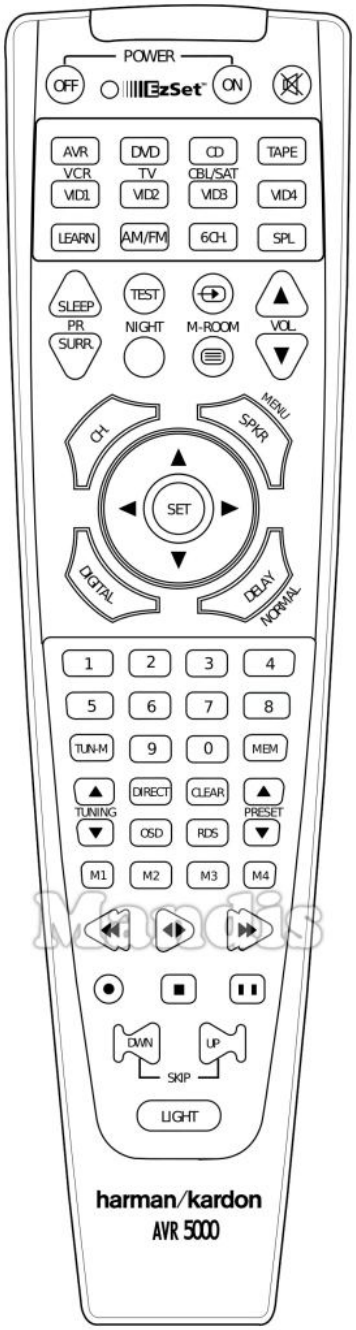

Original		Replacement		Original	Replacement
	<>	SLOW	Pl ay / Sl ow		
	>>	TUNE+	>> / Tune+		
	<<	TUNE-	<< / Tune-		
	St op	HOLD	St op / Hol d		
	Rec	REC MODE	Rec / Rec Mode		