








Original	Replacement
 Power	 Power
 Return	 Back
 Function	 Smart
 Open/Close	 Eject
 Goto	 Pre Ch
 1	 1
 2	 2
 3	 3
 4	 4
 5	 5
 6	 6
 7	 7
 8	 8
 9	 9
 0	 0
 +10	 Guide
 Memory	 Media

Original	Replacement
 5.1 CH	 Shift + 5
 2.1 CH	 Shift + 2
 Sound	 Dual
 Dimmer	 TV/R
 Volume+	 Vol +
 Volume-	 Vol -
 DD Pro Logic	 List
 Setup	 Options
 Menu	 Menu
 Up	 Up
 Left	 Left
 Enter	 Ok
 Right	 Right
 Down	 Down
 Stop	 Stop
 Play	 Play
 Pause	 Pause





Original	Replacement	Original	Replacement
	CH - Ch -		
	+ CH Ch +		
	⏪ I<<		
	⏩ >>I		
	⏪ <<		
	⏩ >>		
	CLEAR EXIT Exit		
	DISPLAY INFO Info		
	SHIFT + ZOOM Shift + Eject		
	PROG SLEEP Sleep		
	PICTURE FORMAT Format		
	AD SUBT Subt		
	A Red		
	B Green		

