















































Original	Sustituto
 Power	 Power
 Phono	 1
 AUX 1	 3
 Tape 1	 4
 Tape 2	 5
 Band	 Smart
 A Tun	 Ok
 < Tuning	 Left
 Tuning >	 Right
 Vol-	 Vol -
 Vol+	 Vol +
 On screen	 Info
 CTR ECS	 List
 < SRND Mode	 Ch -
 SRND Mode >	 Ch +
 BAL CHK	 Dual
 < Delay Time	 Down

Original	Sustituto
 Delay Time >	 Up
 << Tape	 <<
 >> Tape	 >>
 Rec Tape	 Rec
 Stop Tape	 Stop
 Pause Tape	 Pause
 Play Tape	 Play





Original	Sustituto	Original	Sustituto
 Power	 Power	 SRND Mode >	 Ch +
 Vol+	 Vol +	 BAL CHK	 Dual
 Vol-	 Vol -	 Delay Time >	 Up
 Phono	 1	 < Delay Time	 Down
 AUX1	 2	 Pause Tape	 Pause
 AUX 2	 3	 Play Tape	 Play
 Tape 1	 4	 Stop Tape	 Stop
 Tape 2	 5	 >> Tape	 >>
 Video 1	 6	 Rec/Zone	 Options
 Video 2	 7	 << Tape	 <<
 Video 3	 8	 Band	 Smart
 Off	 Exit	 Rec Tape	 Rec
 A Tun	 Ok	 On Screen	 Info
 Tuning >	 Right	 Tuner	 Media
 < Tuning	 Left		
 CTR ECS	 List		
 < SRND Mode	 Ch -		





Original	Sustituto	Original	Sustituto
 Power	 Power	 Stop Tape	 Stop
 Band	 Smart	 Pause Tape	 Pause
 A Tun	 Ok	 Play Tape	 Play
 < Tuning	 Left		
 Tuning >	 Right		
 Vol-	 Vol -		
 Vol+	 Vol +		
 On Screen	 Info		
 CTR ECS	 List		
 < SRND Mode	 Ch -		
 SRND Mode >	 Ch +		
 BAL CHK	 Dual		
 < Delay Time	 Down		
 Delay Time >	 Up		
 << Tape	 <<		
 >> Tape	 Blue		
 Rec Tape	 Rec		

