
































Original	Recharge	Original	Recharge
 Power	 Power	 Delay Time >	 Up
 Phono	 1	 << Tape	 <<
 AUX 1	 3	 >> Tape	 >>
 Tape 1	 4	 Rec Tape	 Rec
 Tape 2	 5	 Stop Tape	 Stop
 Band	 Smart	 Pause Tape	 Pause
 A Tun	 Ok	 Play Tape	 Play
 < Tuning	 Left		
 Tuning >	 Right		
 Vol-	 Vol -		
 Vol+	 Vol +		
 On screen	 Info		
 CTR ECS	 List		
 < SRND Mode	 Ch -		
 SRND Mode >	 Ch +		
 BAL CHK	 Dual		
 < Delay Time	 Down		





Original	Recharge	Original	Recharge
 Power	 Power	 SRND Mode >	 Ch +
 Vol+	 Vol +	 BAL CHK	 Dual
 Vol-	 Vol -	 Delay Time >	 Up
 Phono	 1	 < Delay Time	 Down
 AUX1	 2	 Pause Tape	 Pause
 AUX 2	 3	 Play Tape	 Play
 Tape 1	 4	 Stop Tape	 Stop
 Tape 2	 5	 >> Tape	 >>
 Video 1	 6	 Rec/Zone	 Options
 Video 2	 7	 << Tape	 <<
 Video 3	 8	 Band	 Smart
 Off	 Exit	 Rec Tape	 Rec
 A Tun	 Ok	 On Screen	 Info
 Tuning >	 Right	 Tuner	 Media
 < Tuning	 Left		
 CTR ECS	 List		
 < SRND Mode	 Ch -		







Original	Recharge	Original	Recharge
 Power	 Power	 Stop Tape	 Stop
 Band	 Smart	 Pause Tape	 Pause
 A Tun	 Ok	 Play Tape	 Play
 < Tuning	 Left		
 Tuning >	 Right		
 Vol-	 Vol -		
 Vol+	 Vol +		
 On Screen	 Info		
 CTR ECS	 List		
 < SRND Mode	 Ch -		
 SRND Mode >	 Ch +		
 BAL CHK	 Dual		
 < Delay Time	 Down		
 Delay Time >	 Up		
 << Tape	 <<		
 >> Tape	 Blue		
 Rec Tape	 Rec		

