

Original		Rechange	
RECEIVER	Power Receiver		Power
DVD	DVD	SHIFT + DVD 2	Shift + 2
INPUT SELECT	Input Select	RDS AV INPUT	AV / Input / RDS
MASTER VOLUME +	Master	VOL +	Vol +
TV/SAT	TV/SAT	SHIFT + HDMI - SAT 0	Shift + 0
TV/SAT	TV/SAT	SHIFT + TV 1	Shift + 1
VCR	VCR	SHIFT + VIDEO 4	Shift + 4
REMOTE SETUP	Remote Setup	OPT-TOOLS SETUP	Setup / OPT /
MASTER VOLUME –	Master Volume-	VOL –	Vol -
TUNER	Tuner	SHIFT + TUNER 6	Shift + 6
FRONT	Front	TITLE SOUND	Sound / Title
DISPLAY	Display	MEDIA DISPLAY	Display / Media
MUTING	Muting	DIMMER MUTE	Mute / Dimmer
SOURCE	Power Source	SHIFT +	Shift + Power
BAND S	Room Setup S	SLOW ▶	Play / Slow
CLASS M	Room Setup M	STEP-FREEZE ⏸	Pause / Step / Freeze
EDIT L	Room Setup L	HOLD ■	Stop / Hold

Original		Rechange	
DISPLAY CH. SELECT	CH Select	LIST SMART	Smart / List
TUNE +	Up/Tune+	▲	Up
TOP MENU CH. LEVEL	CH Level +	CH PAGE +	CH+ / Page+
ST–	Left/ST-	◀	Left
ENTER	Enter	OK	OK
ST+	Right/ST+	▶	Right
CH. LEVEL MENU –	CH Level -	CH PAGE –	CH- / Page-
AUDIO	Test Tone	GOTO TEXT	Text / Goto
TUNE –	Down/Tune-	▼	Down
SEARCH DIMMER	Dimmer	TUNE- ◀◀	<< / Tune-
SEARCH DIMMER	Dimmer	SHIFT + DIMMER MUTE	Shift + Mute / Dimmer
RF ATT FLAT	Flat	TUNE+ ▶▶	>> / Tune+
MPX QUIET	Quiet	PRESET- ⏮	I<< / Preset-
D.ACCESS S.BASS	S. Bass	PRESET+ ⏭	>>I / Preset+
1 VIRTUAL	1/Virtual	TV 1	1
2 5-D	2/5-D	DVD 2	2
3 GAME	3/Game	CD-STB 3	3



Original	Rechange
4/ Tv Surr	4
5/ Phones Surr	5
6/ Musical	6
7/ Drama	7
8/ Action	8
9/ Stereo	9
0/ Standard	0
+10/ Auto	Guide / EPG / -/--
Enter Down	Shift + Fav / Marker / PC
Midnight	Fav / Marker / PC
STOP VCR	Shift + Stop /
Pause VCR	Shift + Pause / Step /
Play VCR	Shift + Play /
Up VCR	Shift + Up
Left VCR	Shift + Left
Enter VCR	Shift + OK
Right VCR	Shift + Right

Original	Rechange
Down VCR	Shift + Down
<< VCR	Shift + << /
>> VCR	Shift + >> /
I << VCR	Shift + I << / Preset-
>>I VCR	Shift + >>I / Preset+



Original	Rechange	Original	Rechange
DVD	SHIFT + DVD 2 Shift + 2	Menu	HOME MENU Menu / Home
TV/SAT	SHIFT + HDMI - SAT 0 Shift + 0	Audio	LANG I/II AUDIO Audio / Lang I/II
TV/SAT	SHIFT + TV 1 Shift + 1	Down	Down
VCR	SHIFT + VIDEO 4 Shift + 4	SEARCH DIMMER <<	TUNE- << / Tune-
Tuner	SHIFT + TUNER 6 Shift + 6	RF ATT FLAT >>	TUNE+ >> / Tune+
Power Source	Power	MPX QUIET I <<	PRESET- I << / Preset-
Stop	HOLD Stop / Hold	D.ACCESS S.BASS >>I	PRESET+ >>I / Preset+
Pause	STEP-FREEZE Pause / Step / Freeze	1 VIRTUAL 1	TV 1 1
Play	SLOW Play / Slow	2 5-D 2	DVD 2 2
Back/CH Select/Display	RETURN BACK Back / Return	3 GAME 3	CD-STB 3 3
Back/CH Select/Display	MEDIA DISPLAY Display / Media	4 TV SURR. 4	VIDEO 4 4
Up	Up	5 PHONES SURR. 5	TAPE 5 5
Top Menu	TOP MENU D.MENU D. Menu / Top	6 MUSICAL 6	TUNER 6 6
Left	Left	7 DRAMA 7	AUX-HDD 7 7
Enter	OK OK	8 ACTION 8	USB 8 8
Enter	PC FAV MARKER Fav / Marker / PC	9 STEREO 9	BLUETOOTH 9 9
Right	Right	0 STANDARD 0	HDMI - SAT 0 0



Original	Rechange	Original	Rechange
+10 AUTO +10	GUIDE EPG Gui de / EPG / -/--		



Original		Rechange	
DVD	DVD	SHIFT + DVD 2	Shift + 2
INPUT SELECT	Input Select	RDS AV INPUT	AV / Input / RDS
TV/SAT	TV/SAT	SHIFT + TV 1	Shift + 1
TV/SAT	TV/SAT	SHIFT + HDMI - BAT 0	Shift + 0
VCR	VCR	SHIFT + VIDEO 4	Shift + 4
TUNER	Tuner	SHIFT + TUNER 6	Shift + 6
CHANNEL +	Channel +	CH PAGE +	CH+ / Page+
VOLUME +	Volume+	VOL +	Vol +
CHANNEL -	Channel -	CH PAGE –	CH- / Page-
VOLUME –	Volume-	VOL –	Vol -
SOURCE	Power		Power
DISPLAY CH. SELECT	Back	RETURN BACK	Back / Return
TUNE +	Up		Up
TOP MENU CH. LEVEL +	CH Level +/ Top	HOME MENU	Menu / Home
ST –	Left		Left
ENTER	Enter	OK	OK
ENTER	Enter	PC FAV MARKER	Fav / Marker / PC

Original		Rechange	
ST +	Right		Right
CH LEVEL MENU –	CH Level - / Menu	TOP MENU D.MENU	D. Menu / Top
AUDIO	Audio	LANG I/II AUDIO	Audio / Lang I/II
TUNE –	Down		Down
1 VIRTUAL	1	TV 1	1
2 5-D	2	DVD 2	2
3 GAME	3	CD - STB 3	3
4 TV SURR.	4	VIDEO 4	4
5 PHONES SURR.	5	TAPE 5	5
6 MUSICAL	6	TUNER 6	6
7 DRAMA	7	AUX - HDD 7	7
8 ACTION	8	USB 8	8
9 STEREO	9	BLUETOOTH 9	9
0 STANDARD	0	HDMI - BAT 0	0
+10 AUTO	+10	-/-- GUIDE EPG	Guide / EPG / -/--



Original	Rechange	Original	Rechange
DVD	SHIFT + DVD 2 Shift + 2	ENTER Enter	OK OK
MASTER VOLUME Master	+ VOL Vol +	ST+ ST+	PRESET+ >>I / Preset+
TV/SAT TV/SAT	SHIFT + HDMI-SAT 0 Shift + 0	ST+ ST+	Right
TV/SAT TV/SAT	SHIFT + TV 1 Shift + 1	CH LEVEL MENU Menu	HOME MENU Menu / Home
VCR VCR	SHIFT + VIDEO 4 Shift + 4	TUNE− Tune-	TUNE− << / Tune-
MASTER VOLUME Master Volume-	VOL − Vol -	TUNE− Tune-	Down
TUNER Tuner	SHIFT + TUNER 6 Shift + 6	SEARCH DIMMER Search	NETFLIX SEARCH Red / Netflix / Search
DISPLAY Display	MEDIA DISPLAY Display / Media	RF ATT FLAT RF ATT	APP REPEAT Green / APP / Repeat
MUTING Muting	DIMMER MUTE Mute / Dimmer	MPX QUIET MPX	YouTube REPEAT A-B Yellow / YouTube / Repeat
SOURCE Power Source	Power	D.ACCESS S.BASS D.Access	Prime Video RANDOM Blue / Prime Video / Random
BAND Band	TOP MENU D.MENU D.Menu / Top	1 VIRTUAL 1	TV 1 1
CLASS Class	OPT-TOOLS SETUP Setup / OPT /	2 5-D 2	DVD 2 2
EDIT Edit	GOTO TEXT Text / Goto	3 GAME 3	CD-STB 3 3
TUNE+ Tune+	TUNE+ >> / Tune+	4 TV SURR. 4	VIDEO 4 4
TUNE+ Tune+	Up	5 PHONES SURR. 5	TAPE 5 5
ST− ST-	PRESET− I << / Preset-	6 MUSICAL 6	TUNER 6 6
ST− ST-	Left	7 DRAMA 7	AUX-HDD 7 7



Original		Rechange		Original	Rechange
8 ACTION	8	USB 8	8		
9 STEREO	9	BLUETOOTH 9	9		
0 STANDARD	0	HDMI - SAT 0	0		